

Ansell

AnsellGUARDIAN[®] Chemical Report

Ansell

Ansell







Disclaimer

In this report, you will find information related to the barrier performance of certain personal protective equipment (PPE) against the chemicals you selected. This information is intended to enable the Health and Safety professional at your organization make more informed decisions about the Ansell PPE that may offer the greatest protection in the intended circumstances and assist with carrying out a risk assessment for your organization.

We wish to highlight that permeation times do not equate to safe wear time. Safe wear time may vary depending on whether the PPE is donned correctly, the surrounding temperature, the chemicals' toxicity, and other factors. Permeation information offered here is limited to the main protective material. Permeation times may vary around seams, zips, visors or any other joins or components of the PPE. It is the responsibility of your organization's Health and Safety professional to undertake a risk assessment before choosing the appropriate PPE for the task at hand. If you want to discuss any aspect in detail, please contact us.

Estimations of the barrier properties of PPE are based on currently available data and extrapolations from laboratory test results and information regarding the chemicals' composition. Synergistic effects of mixing chemicals have not been accounted for. Estimations are subject to change if new testing is carried out or new information is available providing better grounds for extrapolations. For these reasons, any information in this report is provided for informational purposes only and Ansell fully disclaims any liability including warranties related to any statement contained herein.

Legend for Body Protection

Permeation Barrier Performance	
	No Barrier
	Splash/Limited Barrier
	Medium Barrier
	Good Barrier

Permeation Breakthrough Times - $BT_{1.0}$

The $BT_{1.0}$ is the time taken (in minutes) for the chemical in question to be permeating through the material at a rate of 1.0 $\mu\text{g}/\text{cm}^2/\text{min}$. this can be determined with a number of standard test methods including EN 16523-1 and ISO 6529. It is commonly utilized mainly within the regions concerned with EN and ISO standards.

Permeation Breakthrough Times - $BT_{0.1}$

The $BT_{0.1}$ is the time taken (in minutes) for the chemical in question to be permeating through the material at a rate of 0.1 $\mu\text{g}/\text{cm}^2/\text{min}$. this can be determined with a number of standard test methods including ASTM F739. It is commonly utilized mainly within the regions concerned with ASTM standards.



Cumulative Permeation

Cumulative permeation (as opposed to breakthrough times) deals with the amount of chemical permeating through the material, and not the speed (rate) as with the breakthrough times. The two results concerned with this for ISO 16602 are: CPt, the time in minutes it takes for the cumulative permeation to reach 150 $\mu\text{g}/\text{cm}^2$, and CP, the cumulative permeation (in $\mu\text{g}/\text{cm}^2$) by the end of the test (usually 480 minutes).



PS = Physical State: A = Aerosol, G = Gas, L = Liquid, P = Paste, S = Solid



Product Group: 56-512
 Brand : AlphaTec®



Colored cells with numbers and the symbol  correspond to experimentally determined data generated by an external accredited laboratory. Colored cells with numbers and the symbol  correspond to experimentally determined data generated by an internal accredited laboratory.

CPT = Cumulative Permeation Times (in minutes) CP = Cumulative Permeation (in $\mu\text{g}/\text{cm}^2$)















CAS	Chemical Name	%	PS	BT _{1,0}	BT _{0,1}	cumulative	
						CPT	CP
64-19-7	Acetic acid	100.0	L		188' 	29'	
1336-21-6	Ammonium hydroxide	25.0	L		100' 	5.8'	
71-43-2	Benzene	100.0	L		1' 		
108-93-0	Cyclohexanol	100.0	L		480' 	<0.1'	
108-94-1	Cyclohexanone	100.0	L		8' 	110'	
109-89-7	Diethylamine	100.0	L		1' 	140'	
67-68-5	Dimethyl Sulfoxide	100.0	L		452' 	1.1'	
64-17-5	Ethanol	100.0	L		480' 	<0.1'	
141-78-6	Ethyl acetate	100.0	L		1' 	35'	
107-21-1	Ethylene Glycol	100.0	L		480' 	<0.1'	
111-30-8	Glutaraldehyde	50.0	L		480' 	<0.1'	
142-82-5	Heptane	100.0	L		7' 		
7647-01-0	Hydrochloric acid	37.0	L		480' 	<0.1'	
7664-39-3	Hydrofluoric Acid	49.0	L		480' 	<0.1'	



Product Group: 56-512
 Brand : AlphaTec®

Colored cells with numbers and the symbol  correspond to experimentally determined data generated by an external accredited laboratory. Colored cells with numbers and the symbol  correspond to experimentally determined data generated by an internal accredited laboratory.

CPT = Cumulative Permeation Times (in minutes) CP = Cumulative Permeation (in $\mu\text{g}/\text{cm}^2$)

CAS	Chemical Name	%	PS	BT _{1,0}	BT _{0,1}	cumulative	
						CPT	CP
7722-84-1	Hydrogen peroxide	30.0	L		31' 	6.5'	
67-63-0	Isopropanol	70.0	L		480' 	<0.1'	
78-93-3	Methyl ethyl ketone	100.0	L		0' 		
8012-95-1	Mineral oil	100.0	L		480' 	<0.1'	
8030-30-6	Naphtha	100.0	L		1' 	91'	
7697-37-2	Nitric acid	70.0	L		480' 	<0.1'	
7697-37-2	Nitric acid	10.0	L	>480' 	480' 	>480' <29'	
144-62-7	Oxalic acid, sat. sol	10.0	L		480' 		
8032-32-4	Petroleum ether	100.0	L	7' 	3' 	18' 35970'	
1310-73-2	Sodium Hydroxide, sat. sol.	50.0	L	>480' 	2' 	>480' 33'	
8052-41-3	Stoddard solvent	100.0	L		28' 	22'	
7664-93-9	Sulfuric acid	50.0	L	>480' 	480' 	>480' <25'	
108-88-3	Toluene	100.0	L		1' 	89000'	
121-44-8	Triethylamine	100.0	L		8' 